

Heather Primary School - Headline Data and Three Year Comparisons 2022-23;









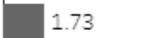



Key Stage 2 SATs results – 2023 Cohort 18 pupils – 6 Boys, 12 Girls

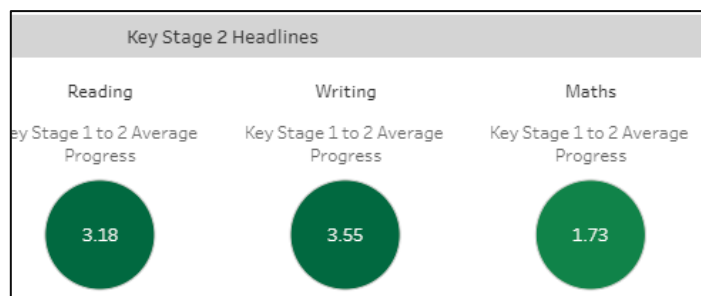
	Reading				Writing – teacher Assessed				GPS				Maths				Combined (Reading, Writing, Maths)			
	School 2019	School 2022	School 2023	National 2023	School 2019	School 2022	School 2023	National 2023	School 2019	School 2022	School 2023	National 2023	School 2019	School 2022	School 2023	National 2023	School 2019	School 2022	School 2023	National 2023
	17 pupils	13 Pupils	18 Pupils		17 pupils	13 Pupils	18 Pupils		17 pupils	13 Pupils	18 Pupils		17 pupils	13 Pupils	18 Pupils		17 pupils	13 Pupils	18 Pupils	
% Achieving Expected Standard All	82.4%	85%	61%	73%	70.6%	69.2%	44%	71%	82.2%	84.6%	56%	72%	70.6%	69.2%	44%	71.5%	64.7%	69.2%	33%	59%
% Achieving Expected Standard Girls (12)	89%	100% (4 pupils)	58.3% (12 pupils)	75.5%	78%	75% (4 pupils)	50% (12 pupils)	78%	88%	100% (4 pupils)	58% (12 pupils)	76%	78%	75% (4 pupils)	50% (12 pupils)	72%	78%	75% (4 pupils)	42% (12 pupils)	63%
% Achieving Expected Standard Boys (6)	75%	78% (9 pupils)	70% (6 pupils)	70%	63%	66.7% (9 pupils)	33% (6 pupils)	65%	76%	77.8% (9 pupils)	50% (6 pupils)	68%	63%	66.7% (9 pupils)	33% (6 pupils)	73%	50%	66.7% (9 pupils)	16.7% (6 pupils)	56%

	Reading				Writing – teacher Assessed				GPS				Maths				Combined (Reading, Writing, Maths)			
	School 2019	School 2022	School 2023		School 2019	School 2022	School 2023	National 2023	School 2019	School 2022	School 2023	National 2023	School 2019	School 2022	School 2023	National 2023	School 2019	School 2022	School 2023	National 2023
% Achieving a high standard	29.4%	46.8%	22.2%	29%	11.8%	30.8%	22%		41.2%	46.2%	22%	30%	17.6%	15.4%	11.1%	23.8%	5.9%	15.4%	11.1%	8%
Achieving a high standard Girls	33%	50%	25%	31%	11%	50%	33%	17%	44%	50%	25%	33.4%	11%	50%	16.7%	20.8%	0%	50%	16.7%	9%
Achieving a high standard Boys	25%	44.4%	16.7%	26.7%	13%	22.2%	0%	10.1%	38%	44.4%	16.7%	26.79%	25%	0	0	26.7%	13%	0	0	6.9%
Average Scaled Score	106.3	108.5	103	105	N/A	N/A	N/A	N/A	107.4	110.5	101.1	104.9	103.4	104.3	100.7	104.3	N/A	N/A	N/A	N/A

Progress Scores in Reading Writing and Maths

Progress Scores

			Heather Primary School				
Reading	Task/Test	Key Stage 1 to 2 Average Progress	 3.18	 3.14	0.04	 0.36	 0.00
Writing	Teacher assessment	Key Stage 1 to 2 Average Progress	 3.55	 3.50	0.05	 0.46	 0.00
Maths	Task/Test	Key Stage 1 to 2 Average Progress	 1.73	 1.69	0.04	 1.69	 0.00
			Selection	Diff to National	National	Selection YoY	National YoY



Year 4 Multiplication Check

	2022		2023		
	School	National	School	National	
Percentage Achieving 25/25	58.8%	27%	56%		
Average Score out of 25	23.3%	19.8%	23.4		

Key Stage 1: - Tests and Teacher Assessments end of Year 2 (14 children in Cohort – 8 Boys, 6 Girls)

	Reading				Writing – Teacher Assessed				Maths				Science				RWM	
	School 2019	School 2022	School 2023	National 2023	School 2019	School 2022	School 2023	National 2023	School 2019	School 2022	School 2023	National 2023	School 2019	School 2022	School 2023	National 2023	School 2023	National 2023
	17 Pupils	14 Pupils	17 pupils		17 Pupils	14 pupils	17 pupils		17 Pupils	14 pupils	17 Pupils		17 Pupils	14 pupils	17 Pupils			
% Achieving Expected Standard	29.4%	57.1%	70.6%	68.3%	23.5%	42.9%	47.1%	60.1%	41.2%	42.9%	76.5%	70.4%	23.5%	57.1%	82.4%	78.7%	47.1%	56.6%
% Achieving Expected Standard Girls (6)	30%	50%	77.8%	71.8%	30%	33.3%	55.6/5	66.2%	50%	33.3%	88.9%	70.2%	40%	50%	88.8%	81%	55.6%	60.6%
% Achieving Expected Standard Boys	29%	62.5%	62.5%	64.9%	14%	50%	37.5%	54.3%	28%	50%	62.5%	70.6%	29%	62.5%	75%	76.5%	37.5%	51.7%
% Achieving a high standard	11.8%	7.1%	0%	18.8%	5.9%	0%	0	8.2%	5.9%	0%	11.8%	16.4%	N/A	N/A	N/A	N/A	0%	6.2%
% Achieving a high standard Girls (6)	20%	0%	0%	20.7%	10%	0%	0	10.1%	10%	0	11.1%	0%	N/A	N/A	N/A	N/A	0%	6.9%
% Achieving a high standard Boys (8)	0%	12.5%	0%	0%	0%	0%	0	0%	14%	0	12.5%	19.5%	N/A	N/A	N/A	N/A	0%	0%

Phonics Screening: (This is completed at the end of the children’s time in Year 1 – if the children do not achieve the screen, they retake at the end of Year 2)

	Number taking the Screen in 2023	2022	2023	National 2023	Boys	% Boys Passed	National	Girls	% Girls Passed	National
Year 1	17	68.4%	82.4%	78.9%	11	72.7%	75.5%	6	100%	82.4%

Children passing the check by the end of year 2

Year 2	17		88%		8	88%		9	89%	
--------	----	--	-----	--	---	-----	--	---	-----	--

EYFS Good Level of Development – by the end of children’s time in Reception

	2018			2022			2023		
	Numbers in Rec Class	School	National 2019	Numbers in Rec Class	School	National 2022	Numbers in Rec Class	School	National 2023
All	17	70.6%		16	56%	65.2%	18	72%	
Boys	8	62.5%		10	30%		10	70%	
Girls	9	77.8%		6	100%		8	75%	
SEN	0	0		5	20%		2	50%	
Pupil Premium	1	100%		1	0%		1	0%	
Autumn Born	8	75%		5	40%		3	67%	
Spring Born	6	66.7%		6	83%		6	50%	
Summer Born	3	66.7%		5	40%		9	89%	